

REV	DATE	DESCRIPTION
0	11.06.13	Preliminary A

Rev.	Date	Comment
0	30.05.06	Issue

KELSALL CATAMARANS

R.D.2,
Waihi,
New Zealand

Tel: +64 (0) 7863 3332
Fax: " 7915
Email: derek@kelsall.com
Web: www.kelsall.com

CLIENT:	Danube	
TITLE:	Study Plan / Profile & General Arrangement 1	
DESIGN:	KSS-Danube-14m	Dgn #: 292
Dwg #:	KSS-Danube-14m-01	SCALE: 50:1(A3), 25:1(A1)
DATE:	15-10-2004	C'ment: "

Vessel Parameters:
 Length Overall=LOA=14.06m
 Common Interval=CI=1.330m
 Beam Overall=BOA=5.00m
 BDeck Height = 0.45m, Draft = 0.55m
 Displacement = approx. 11.5t
 Engines = 2x Volvo 2x130 hp/SX.
 Pax = 4+4.

Notes:
 - Vessel designed for coastal waters (ISO design category "C").
 - Displacement calculated for fresh water.

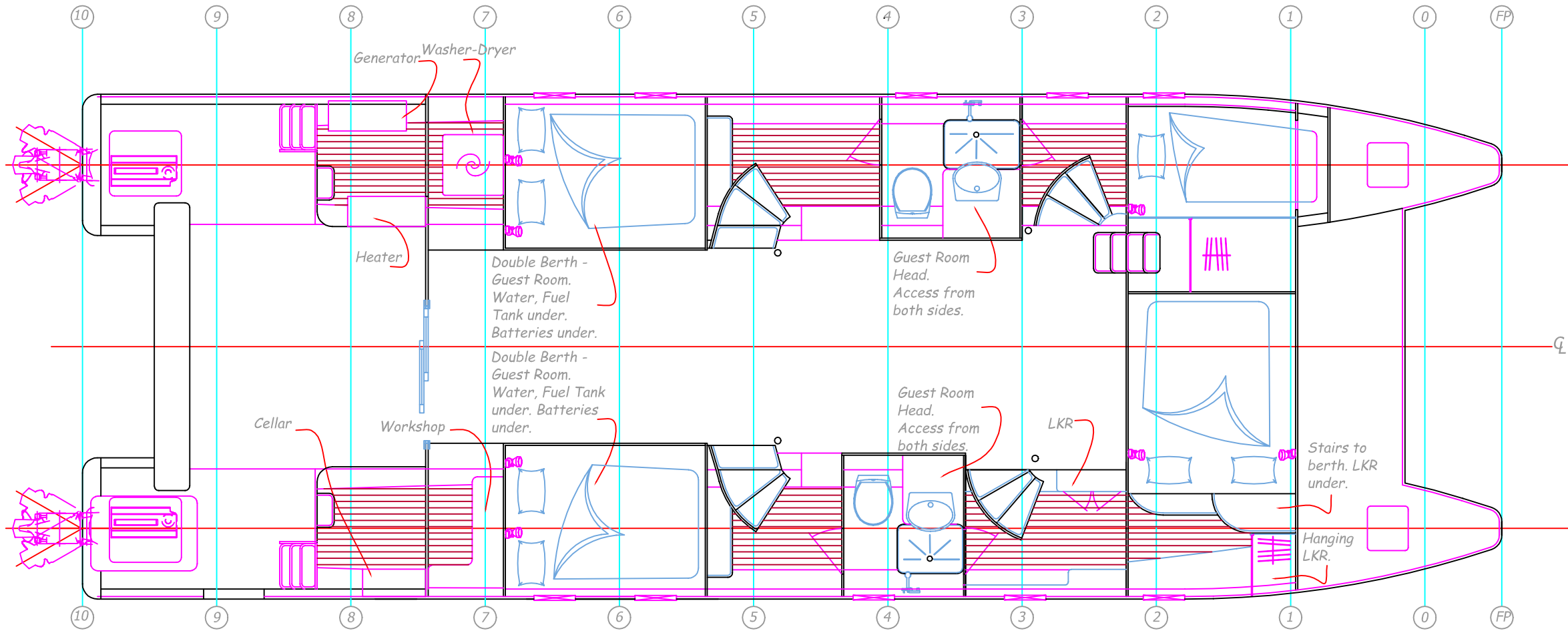

ArleeDESIGN

4B Rosemary Place, Katikati, NEW ZEALAND
 3129, Bay of Plenty

Email: design@arleedesign.com
 Web: www.arleedesign.com

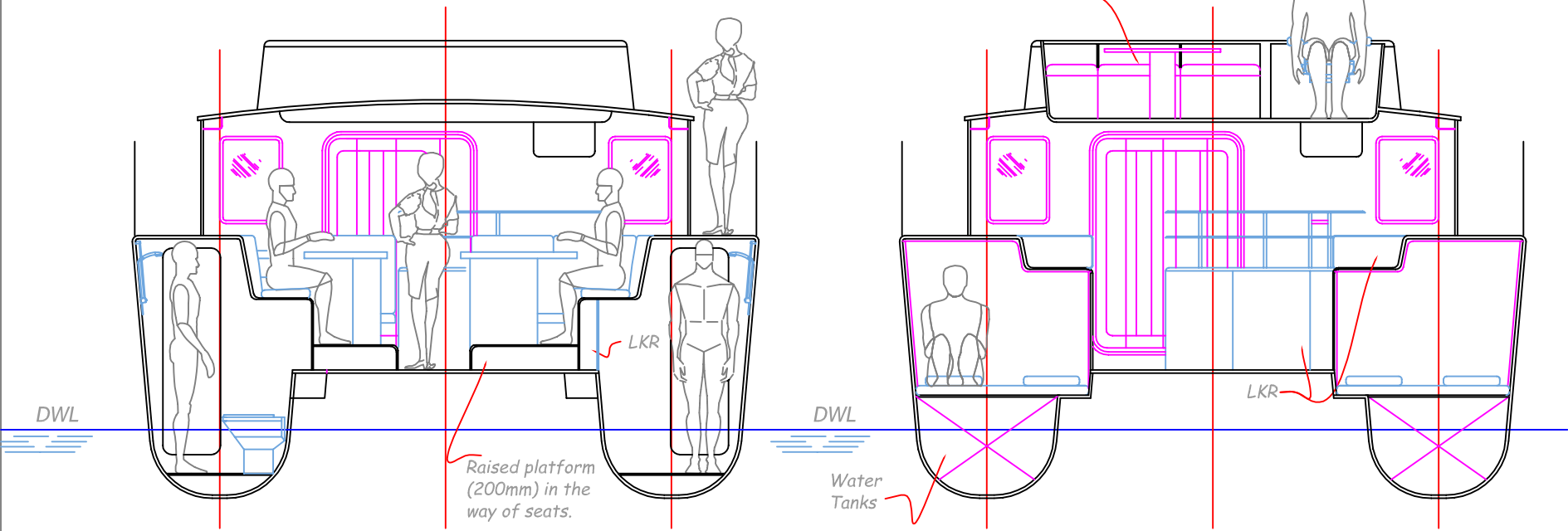
CLIENT:	Stock Designs
TITLE:	Study Plan / Profile View & General Arrangement A
DESIGN:	ARL-KSS-Danube14
DWG #:	ARL-KSS-Danube14-02A
DGN #:	005
SCALE:	1:50(A3)

General Arrangement - Hulls.



Section @ ST.4 looking aft

Section @ ST.6 looking aft



Vessel Parameters:
 Length Overall=LOA=14.06m
 Common Interval=CI=1.330m
 Beam Overall=BOA=5.00m
 BDeck Height = 0.45m, Draft = 0.55m
 Displacement = approx. 11.5t
 Engines = 2x Volvo 2x130 hp/SX.
 Pax = 4+4.

Notes:
 - Vessel designed for coastal waters (ISO design category "C").
 - Displacement calculated for fresh water.

0	11.06.13	Preliminary A
REV	DATE	DESCRIPTION

0	30.05.06	Issue
Rev.	Date	Comment

KELSALL CATAMARANS
 R.D.2, Waihi, New Zealand
 Tel: +64 (0) 7863 3332
 Fax: 7915
 Email: derek@kelsall.com
 Web: www.kelsall.com

CLIENT:	Danube	
TITLE:	Study Plan / Profile & General Arrangement 2	
DESIGN:	KSS-Danube-14m	Dgn #: 292
Dwg #:	KSS-Danube-14m-02	SCALE: 50:1(A3), 25:1(A1)
DATE:	15-10-2004	C'ment: "

ArleeDESIGN

4B Rosemary Place, Katikati, NEW ZEALAND
 Email: design@arleedesign.com
 3129, Bay of Plenty Web: www.arleedesign.com

CLIENT:	Stock Designs
TITLE:	Study Plan / Profile View & General Arrangement B
DESIGN:	ARL-KSS-Danube14
DWG #:	ARL-KSS-Danube14-02B
DGN #:	005
SCALE:	1:50(A3)